

Ultramist™




Mist Head Turns
Front to Back



Easily Slides
On and Off

Corrigan's produce misting provides a thin, dew-like barrier of moisture, resulting in:

- Longer shelf life and increased profits
- Greater variety and larger display opportunities
- Higher chlorophyll and vitamin content (independently proven)
- A fresh appearance for customers who buy with their eyes
- Produce that makes your store the destination of choice
- A smart, focused use of water
- Available with our Low Flow Nozzles for energy and water savings



Corrigan

A Reputation for Creating Value
Through Quality Equipment Since 1979



UltraMist™ is ideal for produce and any other application that requires misting.

- Smallest profile and flexible mounting in all cases
- All nozzle spray patterns
- Optional 360° pivoting head
- Strong schedule 80 pipe
- Available in black or white
- So innovative, it's patented
- Fastest install and easy maintenance
- Most versatile system for resets
- Best industry warranty
- Lifetime guarantee on the mist bar and nozzle shut off


UltraMist™

A misting system, simple to use and maintain, is also easy to order!

Determine the length, color and proceed to step one.


STEP ONE

Select misting filtration



PumpPak Filtration

Select when water hardness is low. Standard one-micron filter removes sediment that would otherwise clog nozzles and solenoids.



CRO300 Reverse Osmosis


Select when scale buildup on cases is a concern. CRO300 removes minerals and uses a unique membrane flush for longer service life.

STEP TWO

Select misting controller

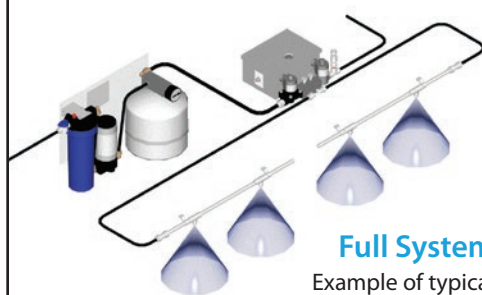

ACP Controller

Select when all that's needed is timer control to turn misting on and off automatically. No drip—Instant On/Instant Off operation.



Que Audio Marketing™

Select when audio marketing is desired. Stereo sounds provided by Corrigan or download audio to the flash card memory. You can easily change messages for sales, seasonal, specials... It's as **vast** as your imagination.



Full System

Example of typical installation.

STEP THREE

Select UltraMist™ nozzle patterns



80° Hollow Cone

Select this nozzle if misting is installed in canopy of produce case. Typically used with the fan style nozzle in an alternating fashion.



80° Low Flow Hollow Cone

Select this nozzle, with the lowest flow in the industry, for water and energy savings.



Fan Style

Select this nozzle if misting along the back of produce case to avoid overspray on mirrors. Also used for narrow product displays.



110° Hollow Cone

Select this nozzle for under-shelf installations and when product is close to mist bar.

Corrigan Corporation of America • Nationwide Service /Worldwide Sales
 104 Ambrogio Dr., Gurnee, IL 60031 • 800-462-MIST (6478) • Fax: 847-263-5944
 www.corriganmist.com • www.corriganhumidity.com • sales@corriganmist.com

